



CORPORATE PRESENTATION

3Q24 - December 2024



COMPANY OVERVIEW



Fenix Power: a relevant & efficient CCGT in Peru

THE COMPANY



One of the most efficient CCGT in Peru

Based on Heat Rate



3.6 TWh/year

LTM Net generation



572 MW

Gross effective capacity



3.5 TWh/year

Average contracts

KEY FIGURES



LTM EBITDA
US\$85 mm



CASH
US\$48 mm

International Ratings



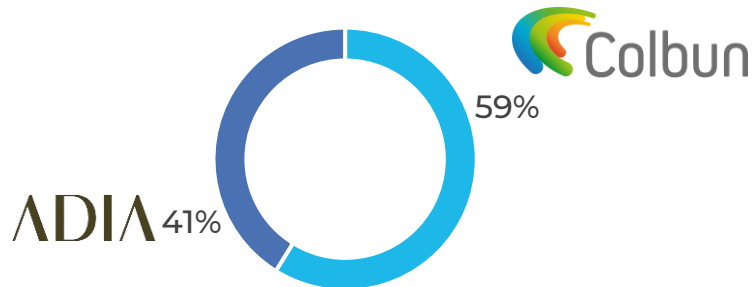
BBB- Stable

Fitch

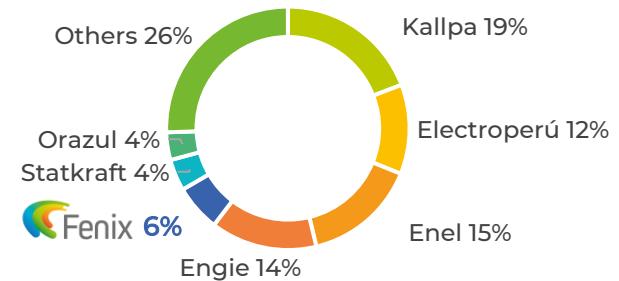
BBB- Stable

S&P

OWNERSHIP



MARKET SHARE¹ (%)



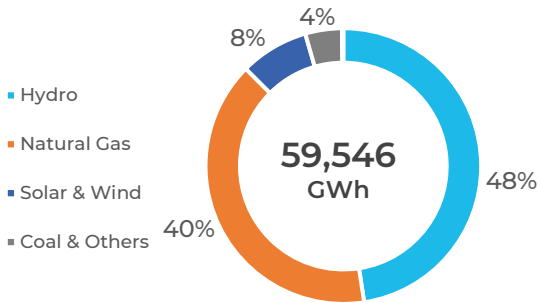
¹ Note: Based on generation LTM.
Note: All figures as of Sep-24.

MARKET OVERVIEW

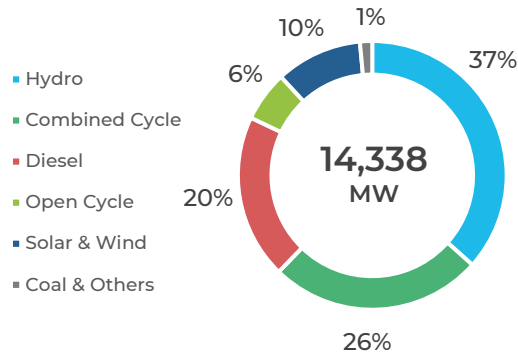
Power industry dynamics in Peru



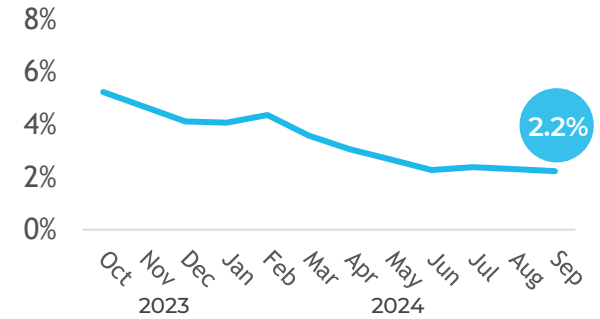
GENERATION LTM



INSTALLED CAPACITY BY TECHNOLOGY



DEMAND GROWTH (12-month average %)

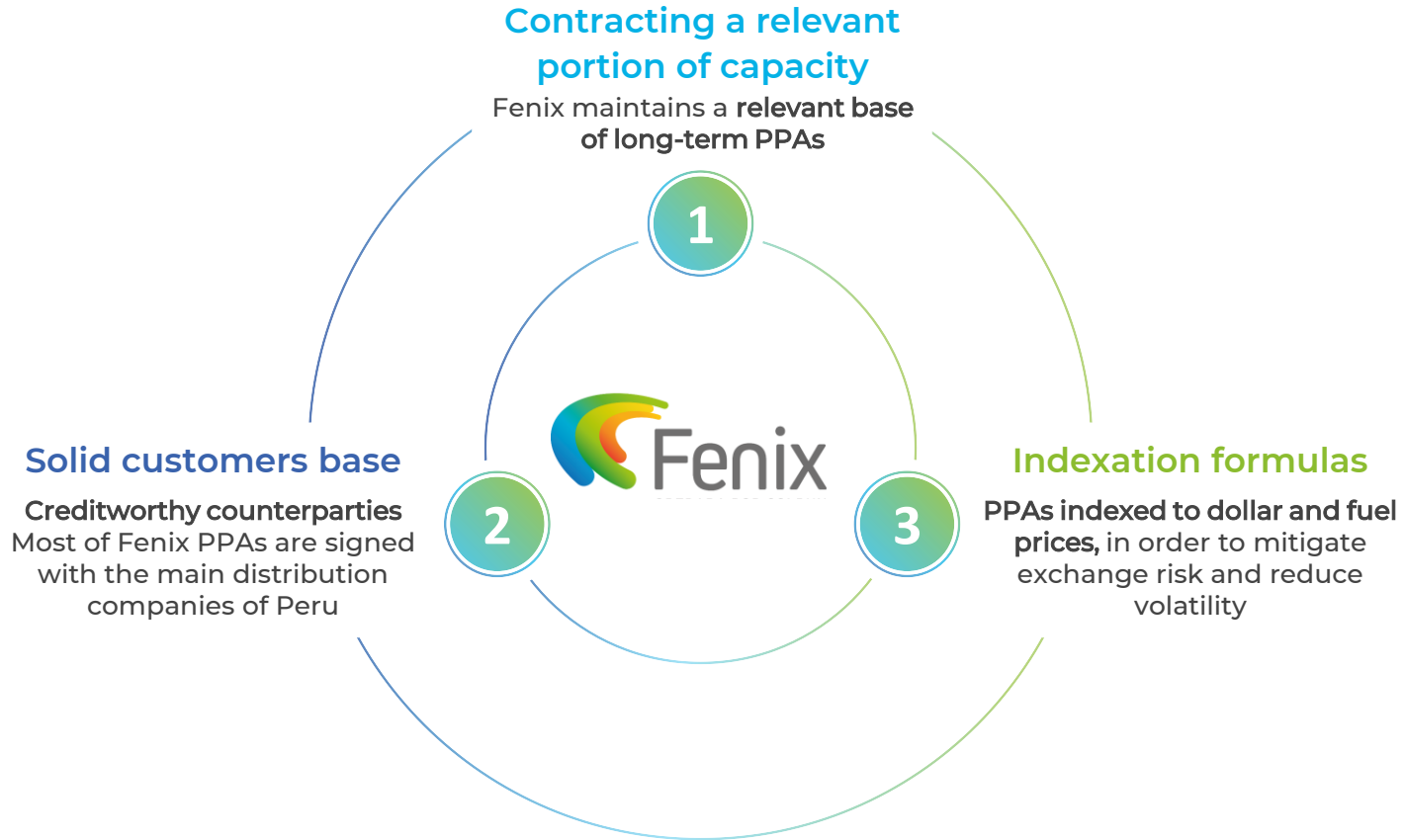


- ✓ Stable regulatory framework
- ✓ Investment grade country
- ✓ US\$ currency denominated market
- ✓ High growth potential

Note: All figures as of Sep-24.

COMMERCIAL STRATEGY

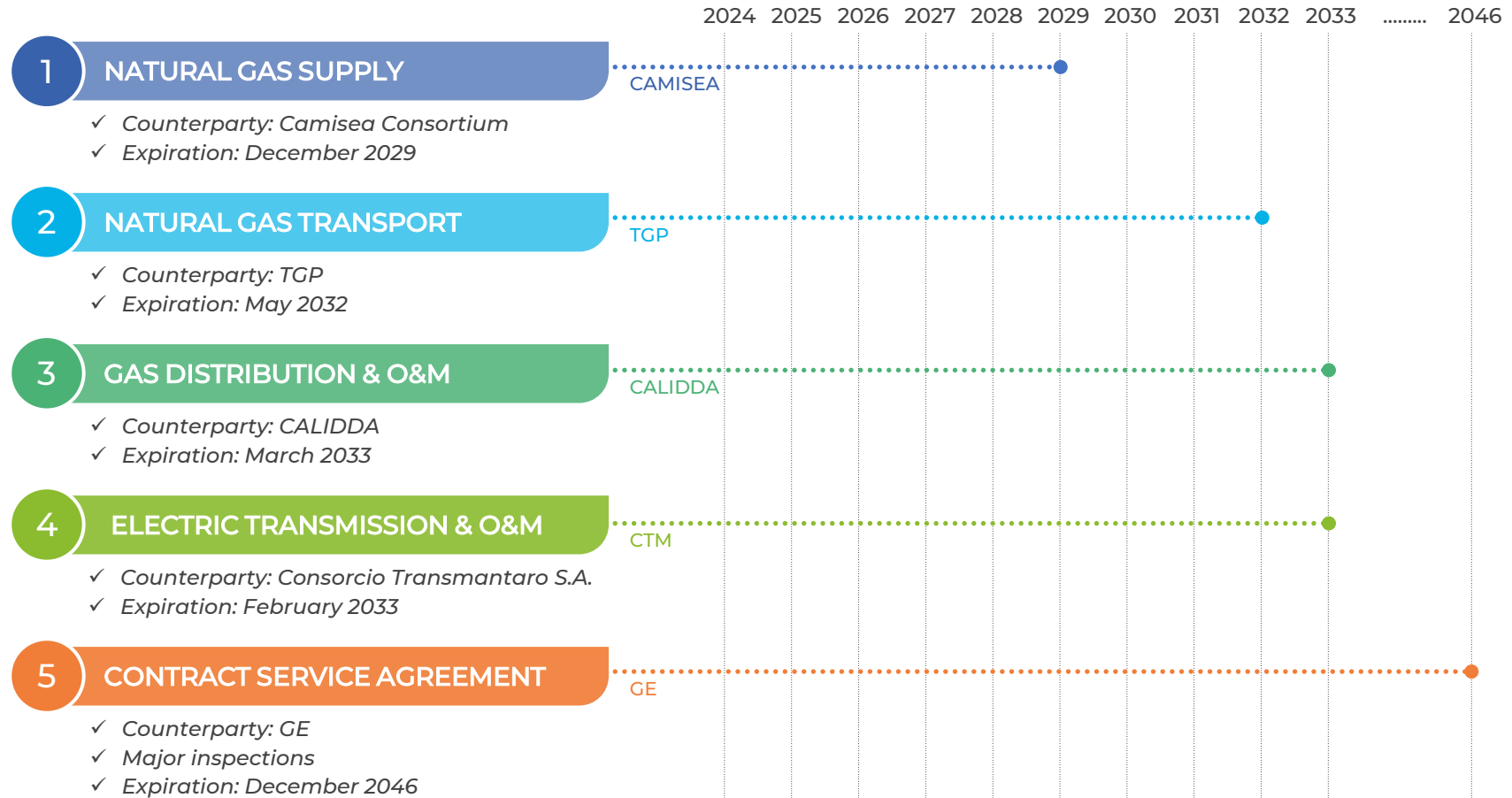
Commercial policy



COMMERCIAL STRATEGY



Operational long-term contracts

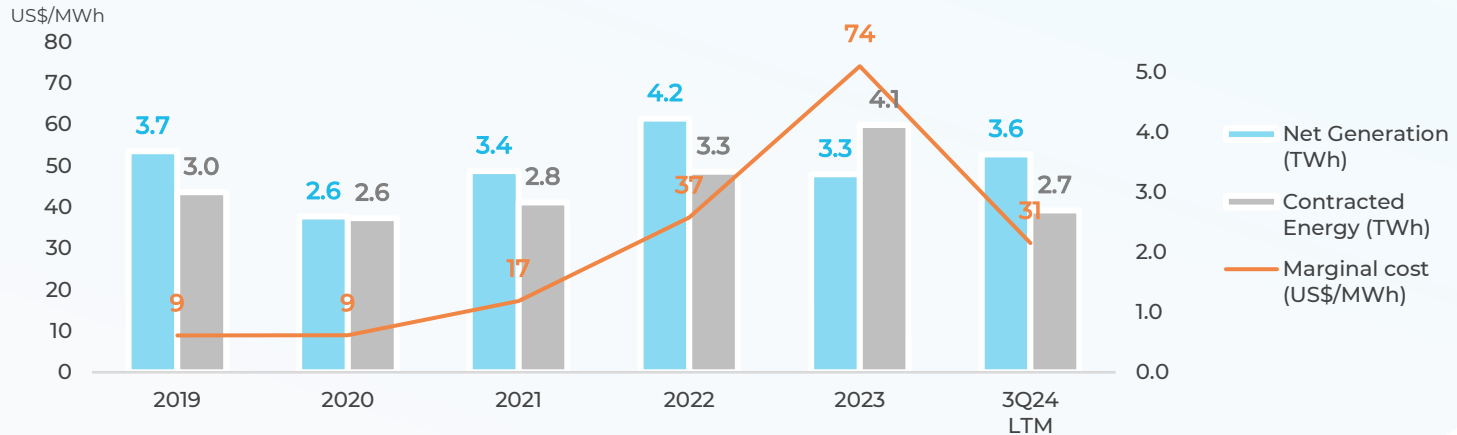


COMMERCIAL STRATEGY



Fenix contracted level

- ✓ Our contracting strategy follows an optimal level, where we are always net sellers in the spot market. This ensures:
 - ✓ Contractual commitments are entirely supplied by our own generation.
 - ✓ Some energy is available to capitalize on higher spot prices that can occur during times of strain in the system.



¹Note: Unavailability during 2023's major maintenance reduced our net generation for the year.

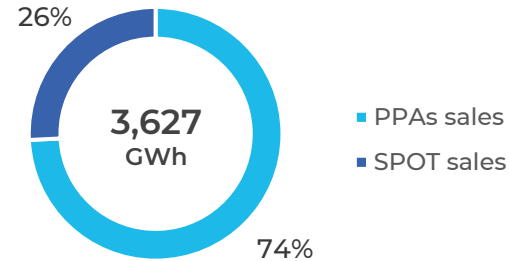
NEW CAPACITY SIGNED

Stable cash flow profile supported by long-term PPAs

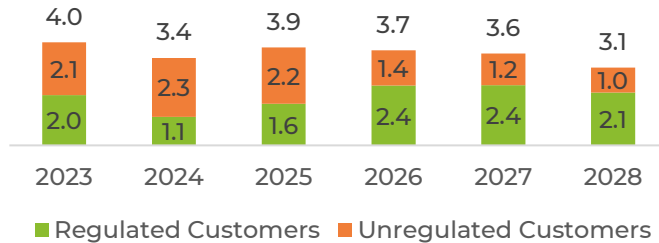
1 PPAs PROFILE

- ✓ Average life of long-term PPAs of 6 years
- ✓ US\$ indexation

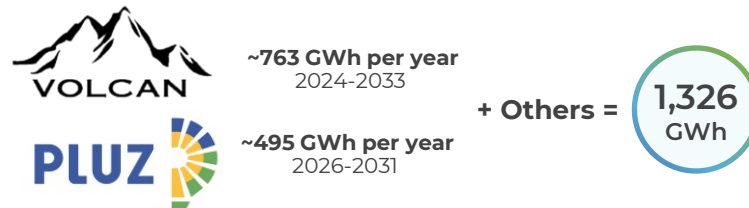
2 LTM ENERGY SALES



3 PPAs PORTFOLIO (TWh)



4 NEW ENERGY SIGNED DURING 2024¹

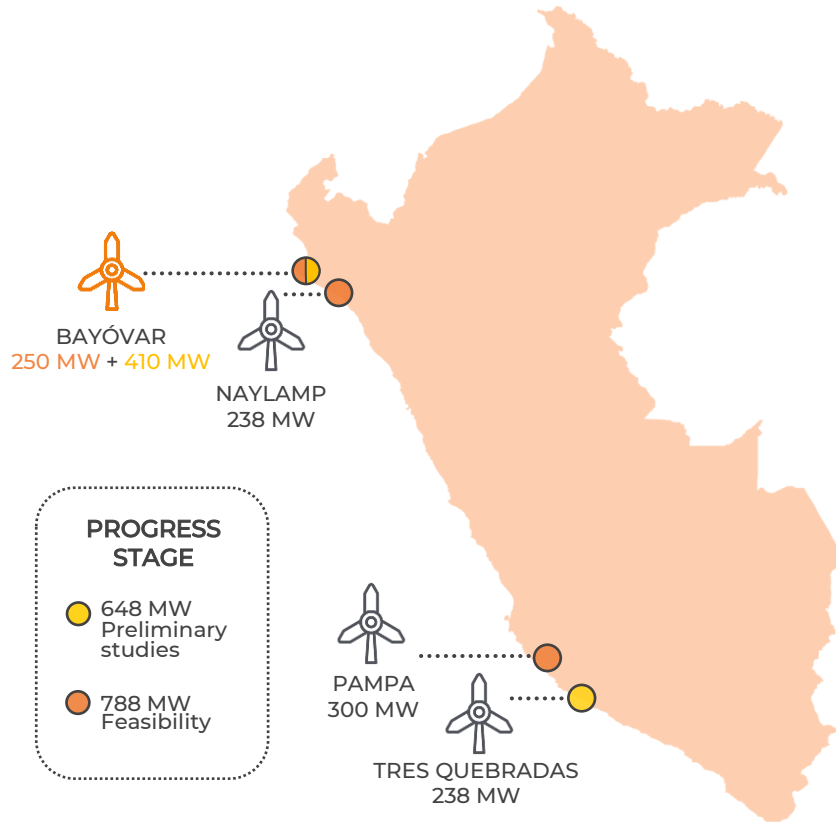


Note: All figures as of Sep-24.

¹Note: Average per year. Calculation based on contracted MW and average Load Factors (Unregulated: [30-76]%; Regulated: [30-68]%).

PIPELINE OF PROJECTS

Power diversification matrix



1.4 GW Wind farms

500 MW

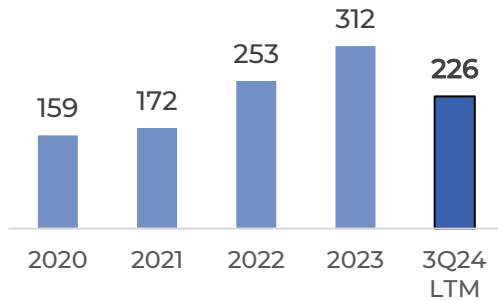
Target of new renewable capacity installed by 2030

FINANCIAL REVIEW

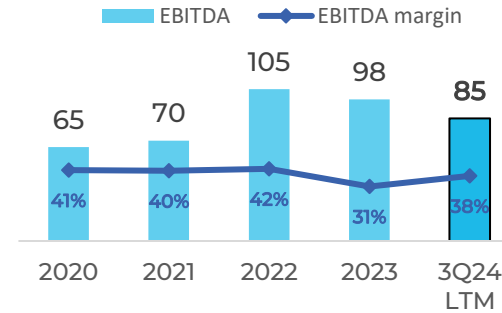


Financial figures

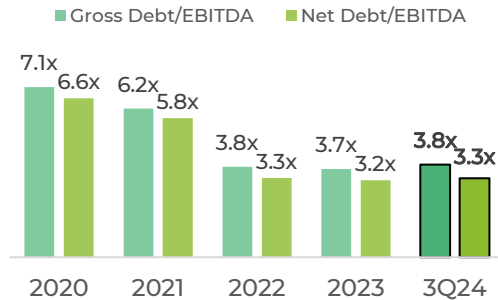
1 OPERATING REVENUES (US\$ million)¹



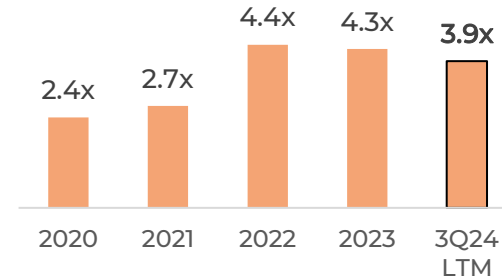
2 EBITDA (US\$ million)²



3 DEBT/EBITDA (x)²



4 FINANCIAL EXPENSES COVERAGE (x)



¹ Note: Tolls revenues and costs are presented on a net basis.

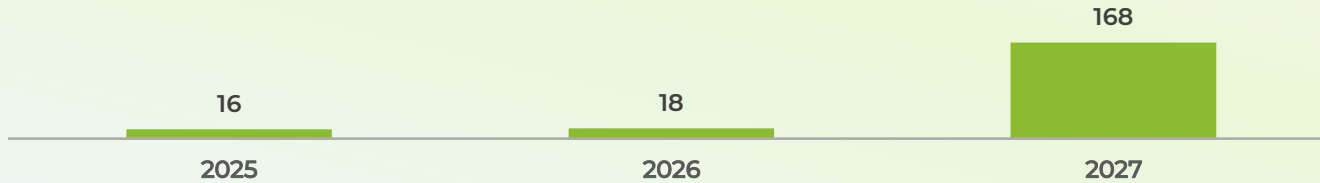
² Note: Includes financial leases.

Note: All figures as of Sep-24.


FINANCIAL REVIEW

Long-term debt profile

BOND AMORTIZATION STRUCTURE (US\$ million)



1 DEBT PROFILE (US\$ million)¹



2 FENIX BOND ISSUANCE

- ✓ Amount outstanding: **US\$202 mm**
- ✓ Average life: **2.7 years**
- ✓ Coupon: **4.3%**
- ✓ Maturity: **Sep-27**
- ✓ Format: **144A/Reg S**
- ✓ Repayment profile: **Amortizing, bullet 44%**
- ✓ **100% USD**
- ✓ **100% Fixed rate**

¹ Note: Includes LT Debt. Additionally, we have Committed Credit lines withdrawn (US\$25 mm since 2020).

² Note: Accounted as financial debt according to IFRS16.

Note: All figures as of Sep-24.

SUSTAINABILITY

ESG Milestones



ENVIRONMENTAL



500 MW of renewable energy by 2030



Carbon footprint reduction:

- ✓ 50% net reduction by 2030 compared to 2023.
- ✓ H2V plant implemented, increasing Power Plant resilience, and reducing 70-ton carbon footprint/year.



Efficient water use:

- Operational (m3/MWh):*
- ✓ Zero Direct Water Footprint.
- Net positive(m3):*
- ✓ Delivery 2,000m3/day of drinking water.
 - ✓ 16,000 neighbors benefited.



Waste management:

- ✓ 61% of waste recycled by 2024.
- ✓ 50 % waste footprint reduction by 2030 compared to 2022.

SOCIAL



Clients:

- ✓ NPS: 80%



Workers:

- ✓ Increased female participation to 24% of the workforce by 2024.



Other internal goals:

- Stakeholders' engagement indicators:
- ✓ Communities NPS 77%
 - ✓ Suppliers NPS: 93%

GOVERNANCE



Board of Directors & Senior Management:

- ✓ Continuous engagement.



Focus on ESG goals and commitments:

- ✓ Developing ESG 2024 -2026 road map.



Stakeholders' engagement:

- ✓ Continuous engagement.



Responsible Communication:

- ✓ Highest standards in information/communication.



CORPORATE PRESENTATION

3Q24 - December 2024

