



CORPORATE PRESENTATION

2Q24 - September 2024



COMPANY OVERVIEW



Fenix Power: a relevant & efficient CCGT in Peru

THE COMPANY



One of the most efficient CCGT in Peru

Based on Heat Rate



3.1 TWh/year

LTM Net generation



572 MW

Gross effective capacity



3.3 TWh/year

Average contracts

KEY FIGURES



LTM EBITDA
US\$111 mm



CASH
US\$50 mm

International Ratings



BBB- Stable

Fitch

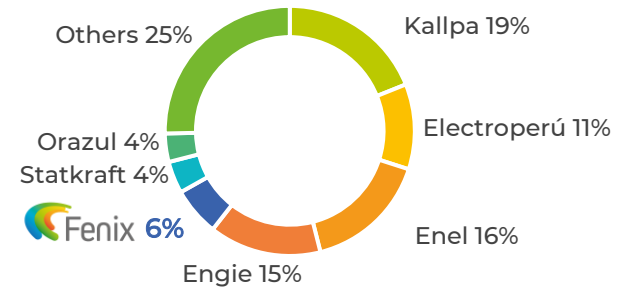
BBB- Stable

S&P

OWNERSHIP



MARKET SHARE¹ (%)



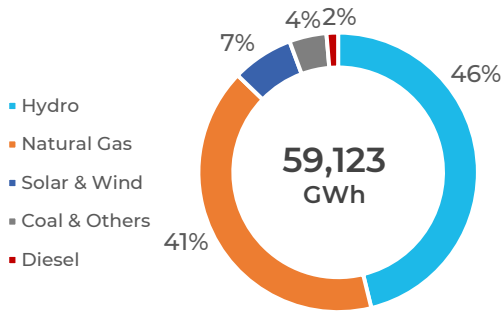
¹ Note: Based on generation LTM.
Note: All figures as of Jun-24.

MARKET OVERVIEW

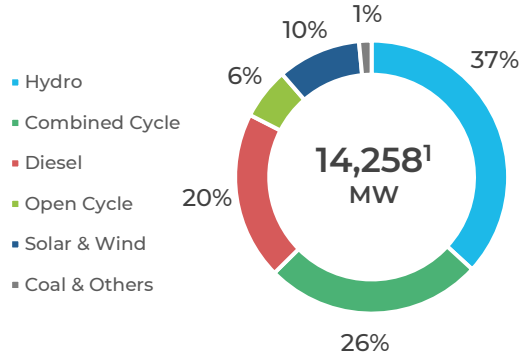
Power industry dynamics in Peru



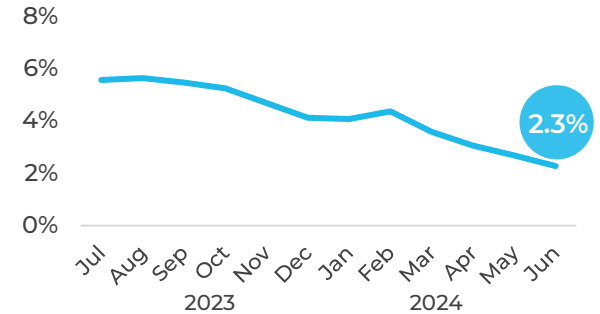
GENERATION LTM



INSTALLED CAPACITY BY TECHNOLOGY



DEMAND GROWTH (12-month average %)



- ✓ Stable regulatory framework
- ✓ Investment grade country
- ✓ US\$ currency denominated market
- ✓ High growth potential

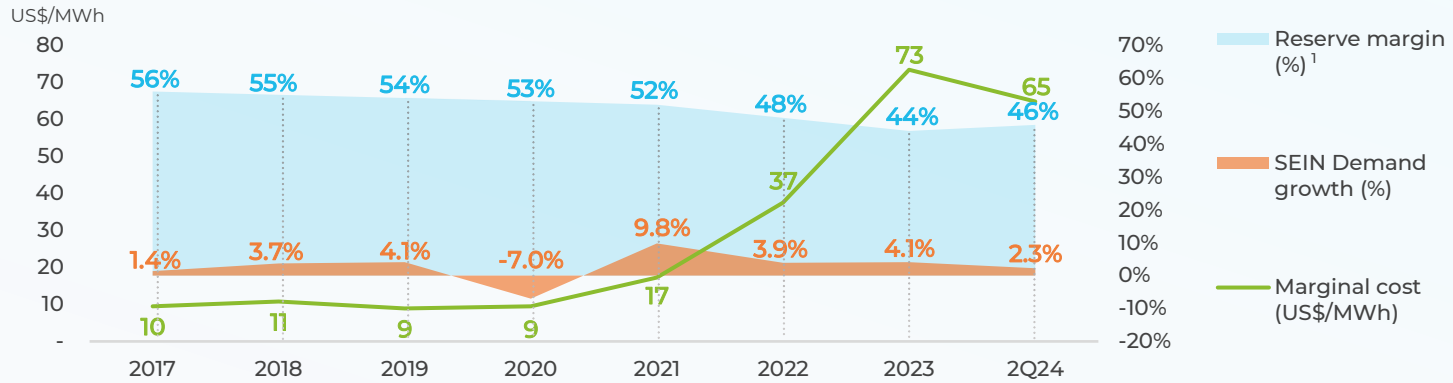
¹ Note: COES June 2024 Report.
Note: All figures as of Jun-24.

MARKET OVERVIEW



Marginal cost & demand in Peru

- ✓ Marginal costs are starting to increase due to the new “Variable costs calculation of generation units”

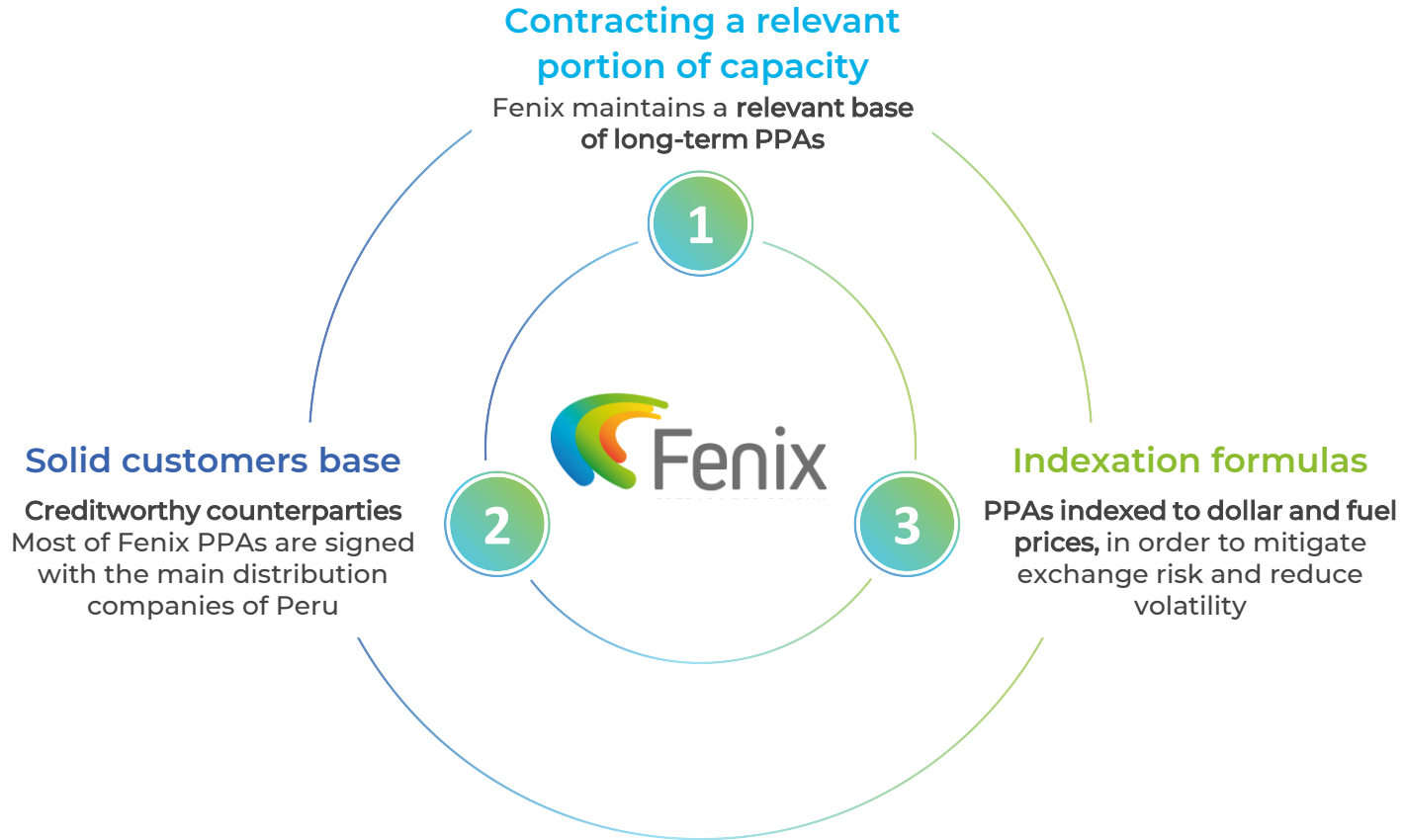


12.5	13.1	13.2	13.2	13.3	13.4	13.6	14.3	Installed Capacity (GW)
6.6	6.9	7.0	7.1	7.2	7.5	7.6	7.5	Maximum Demand (GW)

¹ Considers firm capacity, according to COES methodology.

COMMERCIAL STRATEGY

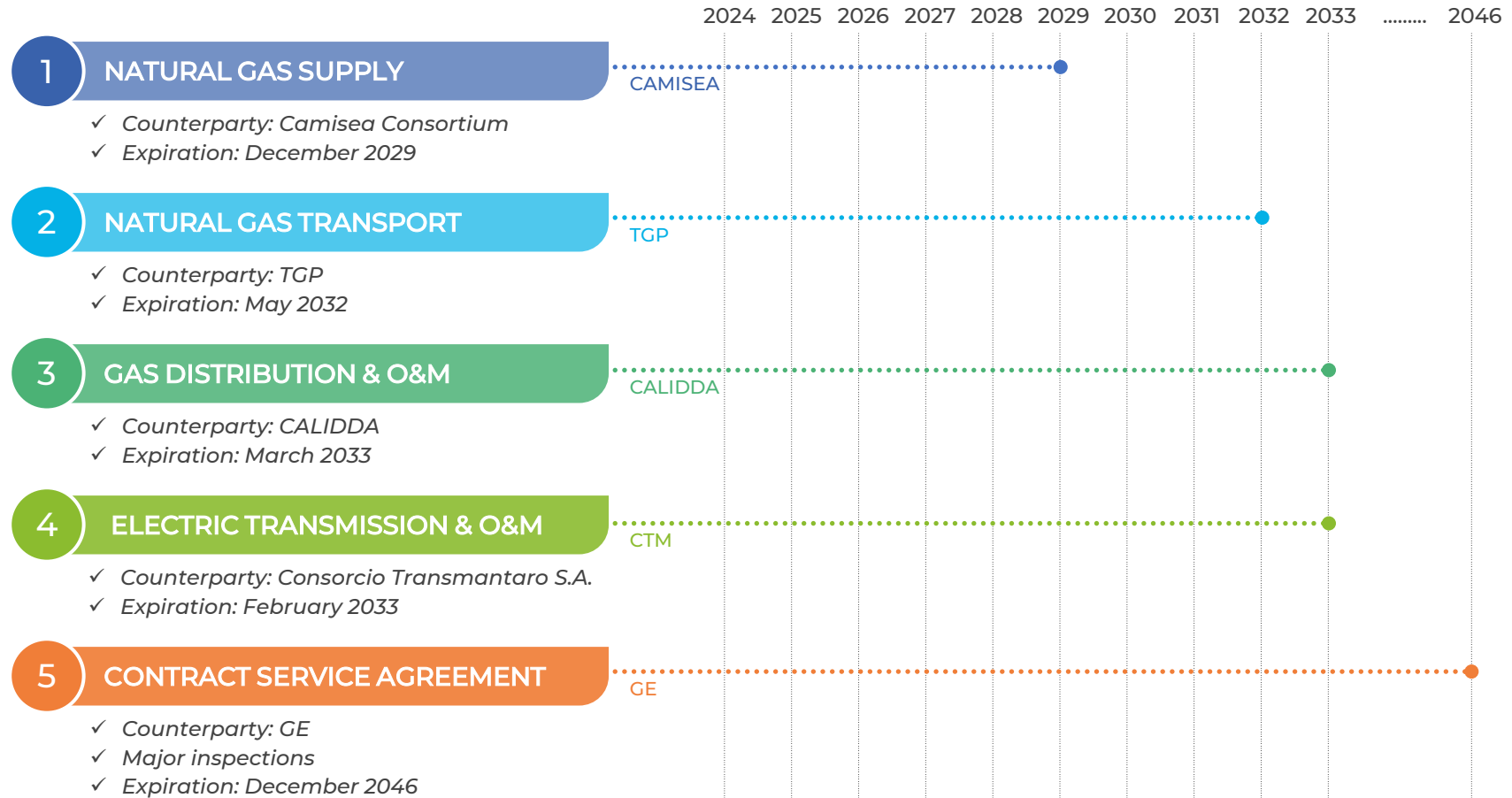
Commercial policy



COMMERCIAL STRATEGY



Operational long-term contracts



NEW CAPACITY SIGNED

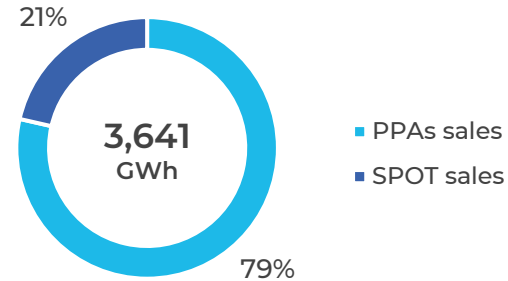


Stable cash flow profile supported by long-term PPAs

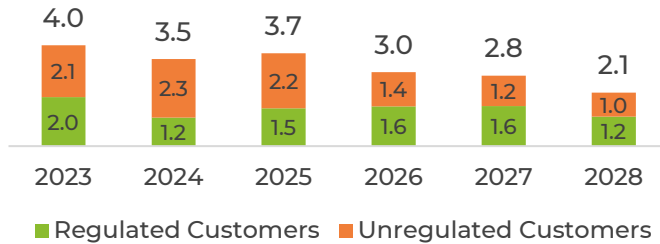
1 PPAs PROFILE

- ✓ Average life of long-term PPAs of 6 years
- ✓ US\$ indexation

2 LTM ENERGY SALES



3 PPAs PORTFOLIO (TWh)



4 NEW ENERGY SIGNED DURING 2024¹



~763 GWh per year
2024-2033 + Others =

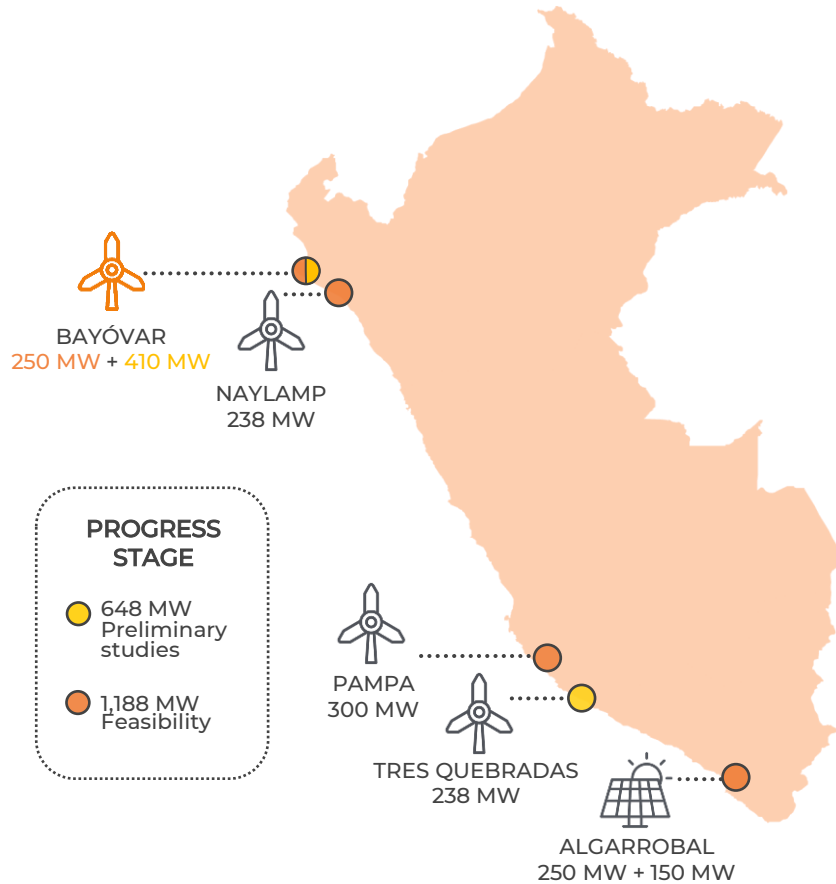
830 GWh

Note: All figures as of Jun-24.

¹Note: Average per year. Calculation based on contracted MW and average Load Factors (Unregulated: [30-76]%; Regulated: [30-68]%).

PIPELINE OF PROJECTS

Power diversification matrix



1.4 GW Wind farms



0.4 GW PV plants

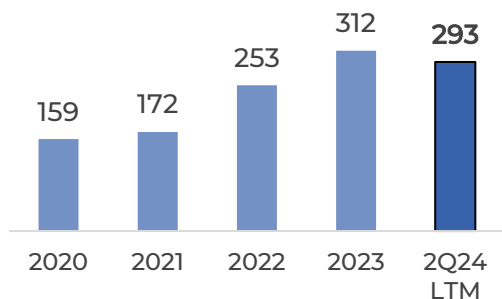
500 MW

Target of new renewable capacity installed by 2030

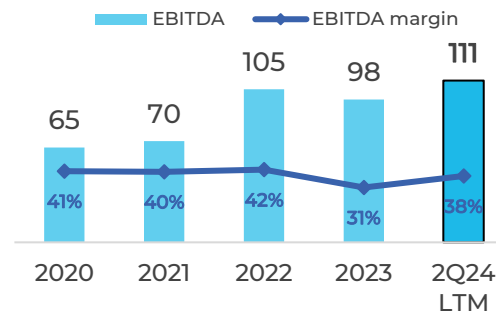
FINANCIAL REVIEW

Financial figures

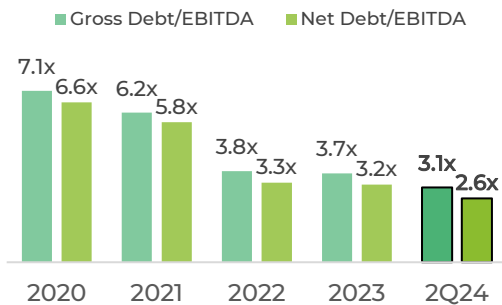
1 OPERATING REVENUES (US\$ million)¹



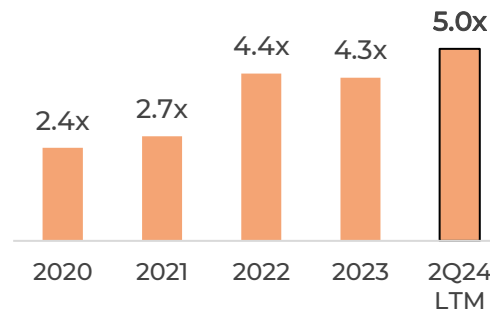
2 EBITDA (US\$ million)²



3 DEBT/EBITDA (x)²



4 FINANCIAL EXPENSES COVERAGE (x)



¹ Note: Tolls revenues and costs are presented on a net basis.

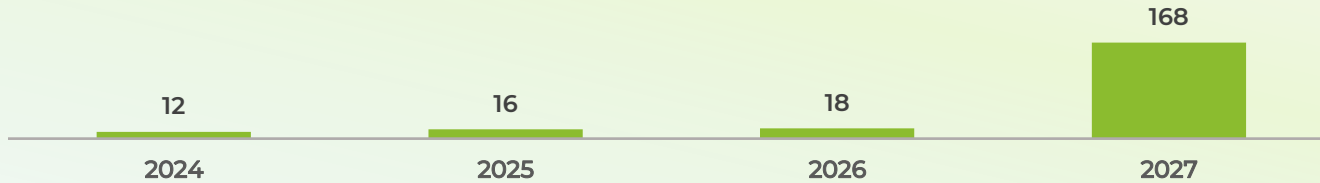
² Note: Includes financial leases.

Note: All figures as of Jun-24.

FINANCIAL REVIEW

Long-term debt profile

BOND AMORTIZATION STRUCTURE (US\$ million)



1 DEBT PROFILE (US\$ million)¹



2 FENIX BOND ISSUANCE

- ✓ Amount outstanding: **US\$214 mm**
- ✓ Average life: **2.8 years**
- ✓ Coupon: **4.3%**
- ✓ Maturity: **Sep-27**
- ✓ Format: **144A/Reg S**
- ✓ Repayment profile: **Amortizing, bullet 44%**
- ✓ **100% USD**
- ✓ **100% Fixed rate**

¹ Note: Includes LT Debt. Additionally, we have Committed Credit lines withdrawn (US\$25 mm since 2020).

² Note: Accounted as financial debt according to IFRS16.

Note: All figures as of Jun-24.

SUSTAINABILITY

ESG Initiatives



ENVIRONMENTAL



500 MW of renewable energy by 2030



Carbon footprint reduction:

- ✓ 50% net reduction by 2030 compared to 2023.
- ✓ H2V plant implemented, increasing Power Plant resilience, and reducing 70-ton carbon footprint/year



Efficient water use:

- Operational (m3/MWh):*
- ✓ Zero Direct Water Footprint
- Net positive(m3):*
- ✓ Delivery 2,000m3/day of drinking water
 - ✓ 16,000 neighbors benefited



Waste management:

- ✓ 27% of waste recycled by 2024.
- ✓ 50 % waste footprint reduction by 2030 compared to 2022.

SOCIAL



Clients:

- ✓ NPS: 75%



Workers:

- ✓ Increase female participation to 24% of the workforce by 2024.



Other internal goals:

- Stakeholders' engagement indicators:
- ✓ Communities NPS 73%
 - ✓ Suppliers NPS: 85%
 - ✓ Investors NPS: 80%

GOVERNANCE



Board of Directors & Senior Management:

- ✓ Continuous engagement.



Focus on ESG goals and commitments:

- ✓ Developing ESG 2024 -2026 road map.



Stakeholders' engagement:

- ✓ Continuous engagement.



Responsible Communication:

- ✓ Highest standards in information/communication.



CORPORATE PRESENTATION

2Q24 - September 2024

